



Nationwide  
New Heights® Select  
fixed indexed annuities

Dynamic Global  
Index Guide

# J.P. Morgan Mozaic II<sup>SM</sup> Index

*An opportunity to pursue steady growth in a variety of markets*

NATIONWIDE LIFE AND ANNUITY INSURANCE COMPANY

## *A powerful combination for retirement*

Nationwide® has licensed the J.P. Morgan Mozaic II™ Index for use in the Nationwide New Heights® Select fixed indexed annuities.<sup>1</sup> Nationwide has combined its industry-leading best practices, a commitment to putting people first and J.P. Morgan's index design expertise to create one of the most innovative products in the industry.

---

**Nationwide** is a U.S.-based, Fortune 100 company with a strong and stable financial foundation.<sup>2</sup> One of the largest insurance companies in the industry, Nationwide brings a rich history of disciplined investing dating back more than 85 years.

**J.P. Morgan** is a global leader in investment banking and financial services with a proven track record of award-winning index design. J.P. Morgan leverages its deep expertise and best-in-class infrastructure to provide both retail and institutional investors with indices based on their various objectives.

---

This material is not a recommendation to buy, sell, hold or roll over any asset, adopt a financial strategy or use a particular account type. It does not take into account the specific investment objectives, tax and financial condition or particular needs of any specific person. Clients should work with their financial professional to discuss their specific situation.

<sup>1</sup> Fixed indexed annuities are not an investment and do not directly invest in the stock market or any index.

<sup>2</sup> Based on revenue, Fortune (May 2020).

# An opportunity for growth

**The J.P. Morgan Mozaic II<sup>SM</sup> Index (the Index)** utilizes some of the same investment philosophies used by the largest institutional investors seeking positive returns in both good and bad market environments. With a strategy to potentially generate consistent returns while managing volatility, the Index is founded upon three core principles:

- **Broad diversification**

The Index utilizes a diversified group of asset classes including equities, fixed income and commodities to provide greater opportunities for growth than a single asset class.

- **Greatest momentum**

Each month, the Index selects asset classes with the highest returns to capitalize on proven and persistent performance.

- **Volatility smoothing**

The Index proactively rebalances the selected asset classes each month to provide a more stable return.

J.P. Morgan, one of the world's leading financial services firms, designed the Index to provide a diversified asset allocation with the opportunity to perform in growing and shrinking markets.

For more information on the J.P. Morgan Mozaic II<sup>SM</sup> Index, please visit [www.jpmorganindices.com](http://www.jpmorganindices.com).

This brochure was designed to provide information on the J.P. Morgan Mozaic II<sup>SM</sup> Index and should be used in conjunction with the Nationwide New Heights Select fixed indexed annuities materials. Fixed indexed annuities are not an investment and do not directly invest in the stock market or any index.

# The benefit of a broadly diversified approach

A diversified asset selection strategy provides opportunities for growth through both traditional and alternative asset classes. The J.P. Morgan Mozaic II<sup>SM</sup> Index's diversification strategy leverages three essential elements:

- **Global opportunities** leveraging four of the world's most established markets.
- **Multiple asset classes** across equities, fixed income and commodities.
- **Non-correlated asset classes** including commodities such as precious metals and energy provide additional growth opportunities beyond traditional equity and fixed income options.

The Index's 15 asset classes are intended to provide flexibility to adapt to a variety of market conditions and help contribute to the Index's consistent returns.

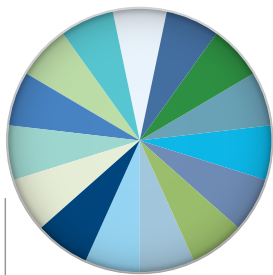


The Index cannot be invested into directly, and past performance is not indicative of future results.

# Monthly rebalancing capitalizes on performance

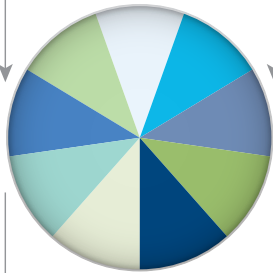
The J.P. Morgan Mozaic II™ Index's asset selection is based on the historic tendency for asset classes exhibiting recent returns to be more likely to continue to deliver performance. Each month the Index chooses nine asset classes exhibiting the highest returns and strategically allocates to each in order to smooth volatility within the Index and create more consistent returns.

## Monthly rebalancing generates strong growth opportunities



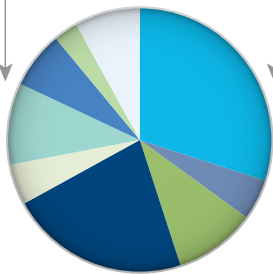
### Step 1 Evaluate

Each month, the Index measures the six-month returns of all 15 available asset classes.



### Step 2 Select

The Index then selects nine asset classes with the greatest returns over the previous six months.



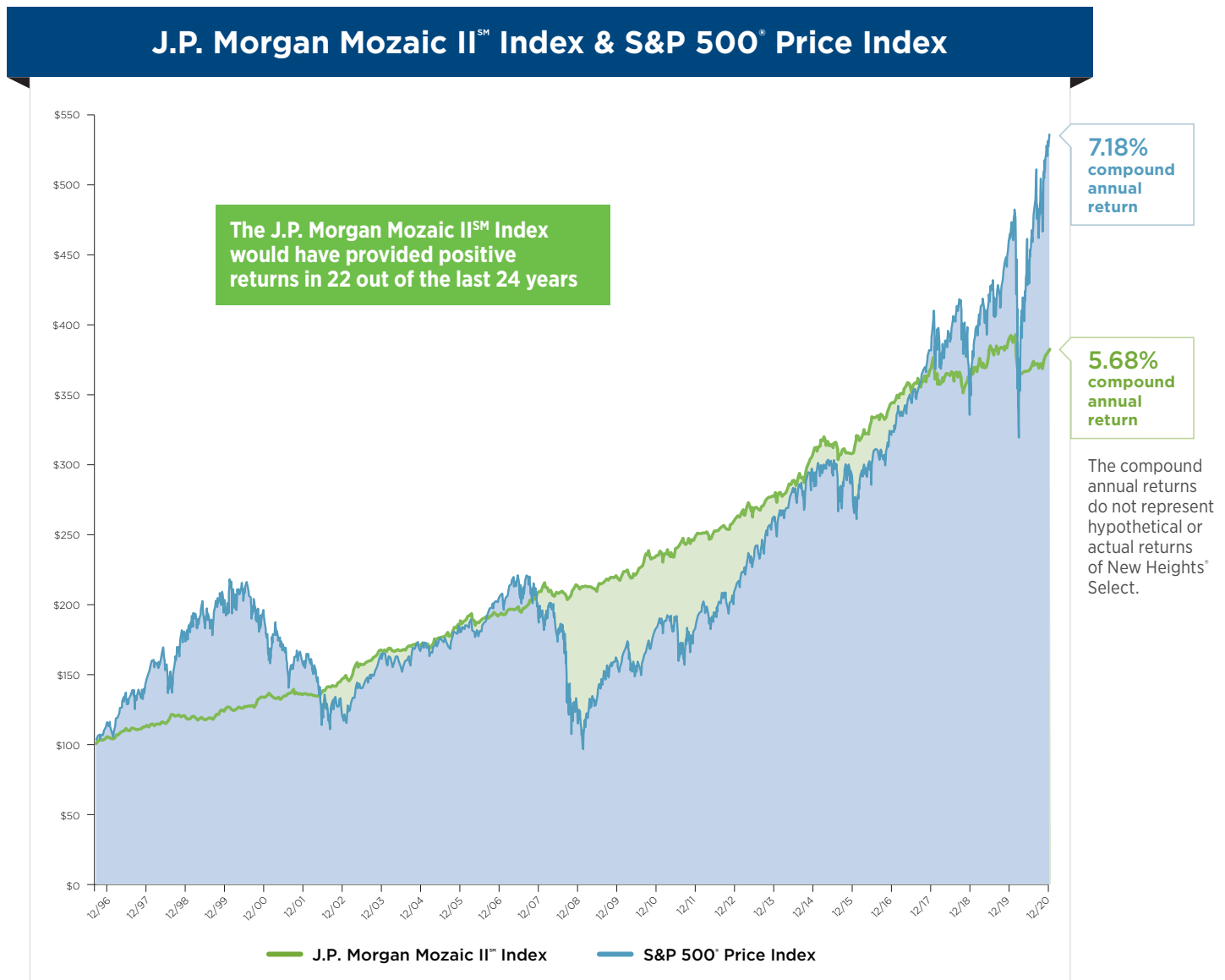
### Step 3 Weight

Each selected asset class is strategically weighted to provide a more stable return.

**"Stop-loss" feature:** Asset classes are evaluated, selected and weighted monthly. If on any day the overall index's weekly return is less than -3%, all allocations are removed for one week (the Index is effectively uninvested). After one week, the Index re-establishes allocations based on the monthly selection and weighting described above. This may reduce the risk of potential short-term loss in the Index during a period of significant market distress but may also cause the Index to miss a potential recovery in the underlying asset classes.

# Smoothing volatility to create stable returns

The J.P. Morgan Mozaic II<sup>SM</sup> Index would have provided steady growth through a variety of market environments due in part to a monthly allocation process intended to adapt to market changes and mitigate potential risks. The graph below shows how the J.P. Morgan Mozaic II<sup>SM</sup> Index would have provided consistent positive returns with low volatility.



**From 11/1/96 to 12/31/20. Note: The J.P. Morgan Mozaic II<sup>SM</sup> Index was established on 12/28/16. Performance shown prior to 12/28/2016 is back-tested by applying the Index strategy to historical financial data when all components are available and was designed with the benefit of hindsight. Back-tested performance is hypothetical and has been provided for informational purposes only. The S&P 500<sup>®</sup> Price Index results are actual performance for the full period. Past performance is not indicative of nor does it guarantee future performance. The hypothetical data above does not take index fees or transaction costs into account.**

# Seeking consistent returns in uncertain times

Leveraging broad diversification, strongest momentum and volatility smoothing, the J.P. Morgan Mozaic II™ Index back-tested performance demonstrated the ability to deliver returns during historical periods of significant decline for the S&P 500®. The chart below illustrates back-tested and actual calendar year-end returns for the Index and the S&P 500® Index.

Date	S&P 500® Index annual growth	J.P. Morgan Mozaic II™ Index annual growth
1996*	5.25%	2.42%
1997	31.01%	8.09%
1998	26.67%	7.63%
1999	19.53%	4.30%
2000	-10.14%	6.30%
2001	-13.04%	2.37%
2002	-23.37%	6.74%
2003	26.38%	14.42%
2004	8.99%	4.13%
2005	3.00%	6.43%
2006	13.62%	4.63%
2007	3.53%	6.77%
2008	-38.49%	4.27%
2009	23.45%	2.32%
2010	12.78%	6.71%
2011	0.00%	5.74%
2012	13.41%	4.51%
2013	29.60%	7.65%
2014	11.39%	10.23%
2015	-0.73%	0.09%
2016	9.54%	11.82%
2017	19.42%	6.68%
2018	-6.24%	-0.32%
2019	28.88%	6.84%
2020	16.26%	-2.11%
<b>Full Period</b>	<b>7.18%</b>	<b>5.68%</b>

The Index is designed to provide stable and consistent returns even during periods when the S&P 500® has either significant positive or negative returns

\*Beginning 11/1/96.

**Note: The J.P. Morgan Mozaic II™ Index was established on 12/28/16. Performance shown prior to 12/28/2016 is back-tested by applying the Index strategy to historical financial data when all components are available and was designed with the benefit of hindsight. Back-tested performance is hypothetical and has been provided for informational purposes only.** The S&P 500® Price Index results are actual performance for the full period. Past performance is not indicative of nor does it guarantee future performance. The hypothetical data above does not take index fees or transaction costs into account.



For more information about New Heights Select, please visit  
[www.nationwidewnewheights.com](http://www.nationwidewnewheights.com).

For more information on the J.P. Morgan Mozaic II<sup>SM</sup> Index, please visit  
[www.jpmorganindices.com](http://www.jpmorganindices.com).



**Nationwide**<sup>®</sup>  
is on your side

• Not a deposit • Not FDIC or NCUSIF insured • Not guaranteed by the institution • Not insured by any federal government agency • May lose value

**Nationwide New Heights<sup>®</sup> Select, an individual, single purchase payment, deferred fixed index annuity is issued by Nationwide Life and Annuity Insurance Company, Columbus, Ohio. Please note, the contract does not directly participate in the stock market or any index. Withdrawals are subject to income tax, and withdrawals before age 59½ may be subject to a 10% federal tax penalty.**

**Annuities have limitations. They are long-term vehicles designed for retirement purposes. They are not intended to replace emergency funds, to be used as income for day-to-day expenses or to fund short-term savings goals. Please read the contract for complete details.**

**Guarantees and protections are subject to the claims-paying ability of Nationwide Life and Annuity Insurance Company.**

The J.P. Morgan Mozaic II<sup>SM</sup> Index ("JPMorgan Index") has been licensed to Nationwide Life and Annuity Insurance Company (the "Licensee") for the Licensee's benefit. Neither the Licensee nor Nationwide New Heights<sup>®</sup> Select Fixed Indexed Annuity (the "Product") is sponsored, operated, endorsed, sold or promoted by J.P. Morgan Securities LLC ("JPMS") or any of its affiliates (together and individually, "JPMorgan"). JPMorgan makes no representation and no warranty, express or implied, to investors in or owners of the Product (or any person taking exposure to it) or any member of the public in any other circumstances (each a "Contract Owner"): (a) regarding the advisability of investing in securities or other financial or insurance products generally or in the Product particularly; or (b) the suitability or appropriateness of an exposure to the JPMorgan Index in seeking to achieve any particular objective. It is for those taking an exposure to the Product and/or the JPMorgan Index to satisfy themselves of these matters and such persons should seek appropriate professional advice before making any investment. JPMorgan is not responsible for and does not have any obligation or liability in connection with the issuance, administration, marketing or trading of the Product. The publication of the JPMorgan Index and the referencing of any asset or other factor of any kind in the JPMorgan Index do not constitute any form of investment recommendation or advice in respect of any such asset or other factor by JPMorgan and no person should rely upon it as such. JPMorgan does not act as an investment adviser or investment manager in respect of the JPMorgan Index or the Product and does not accept any fiduciary duties in relation to the JPMorgan Index, the Licensee, the Product or any Contract Owner.

The JPMorgan Index has been designed and is compiled, calculated, maintained and sponsored by JPMorgan without regard to the Licensee, the Product or any Contract Owner. The ability of the Licensee to make use of the JPMorgan Index may be terminated on short notice and it is the responsibility of the Licensee to provide for the consequences of that in the design of the Product. JPMorgan does not accept any legal obligation to take the needs of any person who may invest in a Product into account in designing, compiling, calculating, maintaining or sponsoring the JPMorgan Index or in any decision to cease doing so.

JPMorgan does not give any representation, warranty or undertaking, of any type (whether express or implied, statutory or otherwise) in relation to the JPMorgan Index, as to condition, satisfactory quality, performance or fitness for purpose or as to the results to be achieved by an investment in the Product or any data included in or omissions from the JPMorgan Index, or the use of the JPMorgan Index in connection with the Product or the veracity, currency, completeness or accuracy of the information on which the JPMorgan Index is based (and without limitation, JPMorgan accepts no liability to any Contract Owner for any errors or omissions in that information or the results of any interruption to it and JPMorgan shall be under no obligation to advise any person of any such error, omission or interruption). To the extent any such representation, warranty or undertaking could be deemed to have been given by JPMorgan, it is excluded save to the extent that such exclusion is prohibited by law. To the fullest extent permitted by law, JPMorgan shall have no liability or responsibility to any person or entity (including, without limitation, to any Contract Owners) for any losses, damages, costs, charges, expenses or other liabilities howsoever arising, including, without limitation, liability for any special, punitive, indirect or consequential damages (including loss of business or loss of profit, loss of time and loss of goodwill), even if notified of the possibility of the same, arising in connection with the design, compilation, calculation, maintenance or sponsoring of the JPMorgan Index or in connection with the Product.

The JPMorgan Index is the exclusive property of JPMorgan. JPMorgan is under no obligation to continue compiling, calculating, maintaining or sponsoring the JPMorgan Index and may delegate or transfer to a third party some or all of its functions in relation to the JPMorgan Index.

JPMorgan may independently issue or sponsor other indices or products that are similar to and may compete with the JPMorgan Index and the Product. JPMorgan may also transact in assets referenced in the JPMorgan Index (or in financial instruments such as derivatives that reference those assets). It is possible that these activities could have an effect (positive or negative) on the value of the JPMorgan Index and the Product.

No actual investment which allowed tracking of the performance of the Index was possible before 2016. Any hypothetical "back-tested" information provided herein is illustrative only and derived from proprietary models designed with the benefit of hindsight based on certain data (which may or may not correspond with the data that someone else would use to back-test the Indices) and assumptions and estimates (not all of which may be specified herein and which are subject to change without notice). The results obtained from different models, assumptions, estimates and/or data may be materially different from the results presented herein and such hypothetical "back-tested" information should not be considered indicative of the actual results that might be obtained from an investment or participation in a financial instrument or transaction referencing the Indices. J.P. Morgan expressly disclaims any responsibility for (i) the accuracy or completeness of the models, assumptions, estimates and data used in deriving the hypothetical "back-tested" information, (ii) any errors or omissions in computing or disseminating the hypothetical "back-tested" information, and (iii) any uses to which the hypothetical "back-tested" information may be put by any recipient of such information.

Each of the above paragraphs is severable. If the contents of any such paragraph is held to be or becomes invalid or unenforceable in any respect in any jurisdiction, it shall have no effect in that respect, but without prejudice to the remainder of this notice.

The "S&P 500<sup>™</sup>" is a product of S&P Dow Jones Indices LLC ("SPDJI"), and has been licensed for use by Nationwide Life and Annuity Insurance Company ("Nationwide"). Standard & Poor's, S&P<sup>®</sup> and S&P 500<sup>®</sup> are registered trademarks of Standard & Poor's Financial Services LLC ("S&P"); DJIA<sup>®</sup>, The Dow<sup>®</sup>, Dow Jones<sup>®</sup> and Dow Jones Industrial Average are trademarks of Dow Jones Trademark Holdings LLC ("Dow Jones"); and these trademarks have been licensed for use by SPDJI and sublicensed for certain purposes by Nationwide. This product is not sponsored, endorsed, sold or promoted by SPDJI, Dow Jones, S&P, their respective affiliates, and none of such parties make any representation regarding the advisability of investing in such product(s) nor do they have any liability for any errors, omissions, or interruptions of the S&P 500<sup>®</sup>.

Nationwide, the Nationwide N and Eagle, Nationwide is on your side and Nationwide New Heights are service marks of Nationwide Mutual Insurance Company.  
©2021 Nationwide